

# 國碩科技工業 股份有限公司


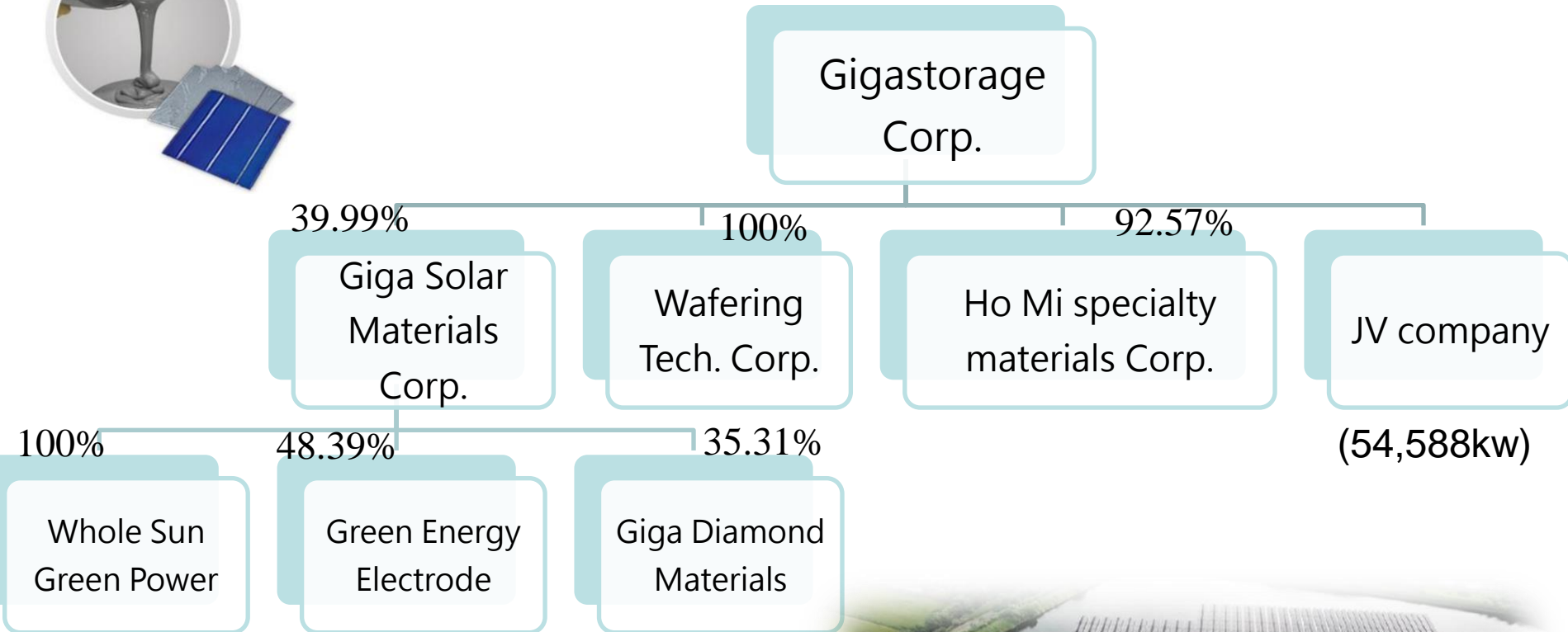
法人說明會

110年10月21日

## 豁免聲明

- 本簡報及同時發佈之相關訊息內含有從公司內部與外部來源所取得的預測性資訊。
- 本公司未來實際所發生的營運結果、財務狀況以及業務展望，可能與這些預測性資訊所明示或暗示的預估有所差異，其原因可能來自於各種本公司所不能掌控的風險。
- 本簡報中對未來的展望，反應本公司截至目前為止對於未來的看法。對於這些看法，未來若有任何變更或調整時，本公司並不負責隨時提醒或更新。

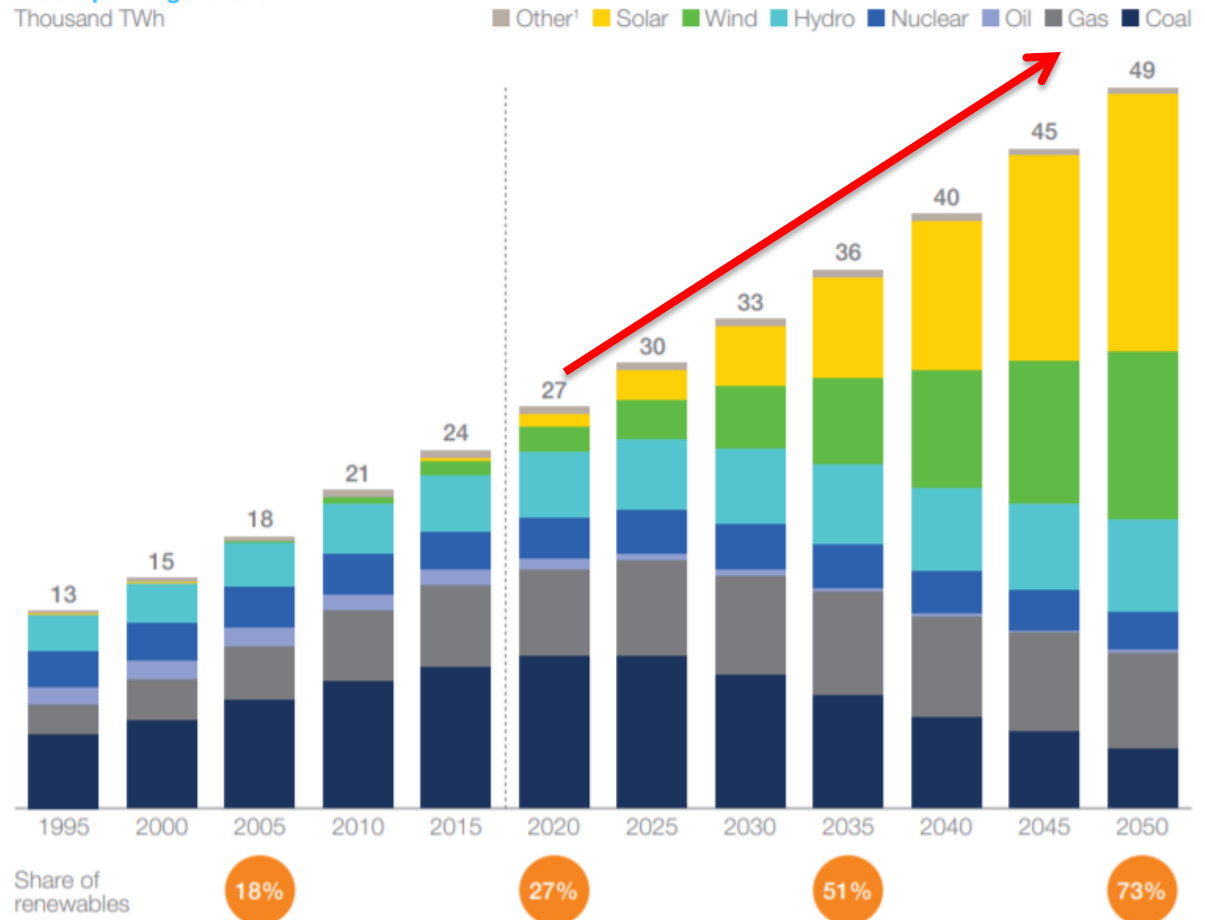
# Group Structure



## Renewable generation accounts for more than 50% of power supply post-2035, a clear trend break from historical fossil fuel-based generation

- The role of renewable resources in power generation grows at an accelerated pace. From around 25% today, renewables will grow their share of global generation to around 50% by 2035 and to close to 75% by mid-century
- Coal and oil generation decrease rapidly, partially substituted by renewables, partially by gas-based alternatives with lower cost or lower carbon emissions
- Gas generation often remains to act as a stable baseload and dispatchable capacity provider in a renewable-heavy system but does see a peak around 2035

Global power generation  
Thousand TWh



# EPC performance

## 2021 EPC performance

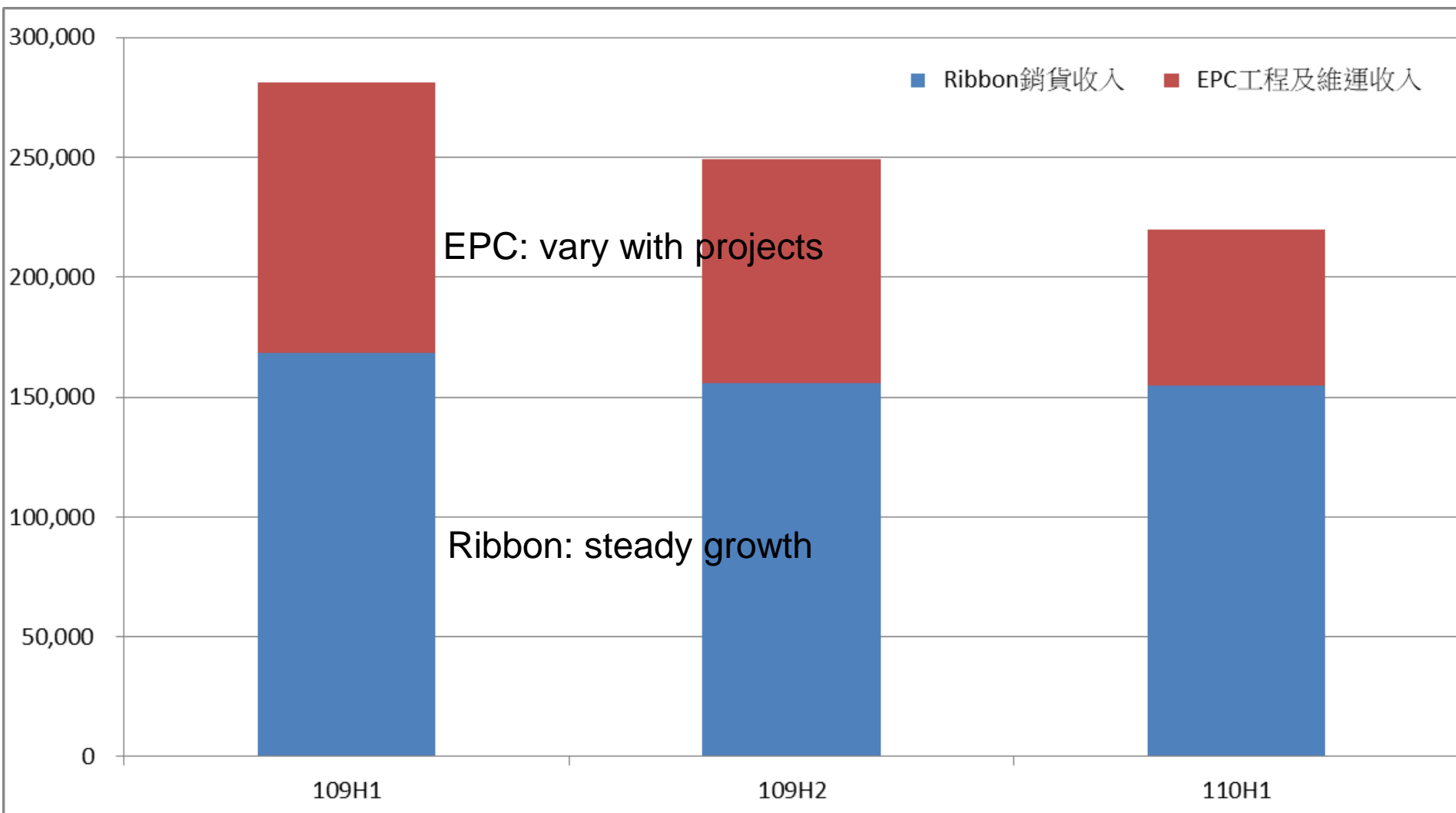
- ✓ EPC for JV company: 6,655KW (+1,984KW)
- ✓ O&M: 31,969.02KW
- ✓ EPC: 8.6MW (constructing)
- ✓ Solar plant: 1,606.8kw (constructing)

## Income by segment

- ✓ Electricity sales income+ O&M : stable fixed income
- ✓ EPC for JV company: contract in hand 21,085.5kw
- ✓ Ribbon: steady growth with Taiwan market(2.5GW)



# Financial Result




# Financial Results

## Consolidated Statement of Comprehensive Income

(NTD K)

項 目	2021H1	%	2020H1	%	YoY%
營業收入	4,266,485	100%	4,077,957	100%	4.6%
營業毛利	449,106	10.5%	483,639	11.9%	-7.1%
營業利益	231,679	5.4%	(409,240)	-10.0%	176.6%
營業外收支	(87,803)	-2.1%	(305,202)	-7.5%	147.6%
稅前淨利	143,876	3.4%	(714,442)	-17.5%	496.6%
稅後淨利	125,521	2.9%	(753,958)	-18.5%	600.7%
淨利歸屬於母公司	197,857	4.6%	(602,191)	-14.8%	304.4%
淨利歸屬於非控制	(72,336)	-1.7%	(151,767)	-3.7%	9.8%
基本每股純(損)益	0.69		(2.92)		

# *Thanks for your attention !*



國碩科技

[www.gigastorage.com.tw](http://www.gigastorage.com.tw)